

40K SLIMMING MACHINE

< Instruction Manual >



In order to use this product correctly, please read the manual carefully and keep it properly.

Part name



3 RF Head



4 RF Head



Negative pressure
massage Head



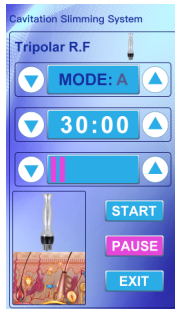
40K Fat
Burn Head

Function of Different Head

3 RF Head: Suitable for 1–2 Energy

Use for the face or eyes

When use on the skin, it can firms and lifts the skin, reduces wrinkle. Improvement eyes circulation, shrink pores, and puffy eyes. Eliminate wrinkles, dark circles and bags under the eyes. Improve skin texture and eliminate sagging eyes. Rejuvenates the skin and improves eye contour.



4 RF Head: Suitable for 2–3 Energy

Use for the face and neck

Firm skin, enhance skin elasticity, facial wrinkle elimination, skin tightening and lifting, reduce face swelling, reduce redness, relieve eye fatigue, remove dark circles, And eye bags, improve skin quality.



Negative pressure massage Head

Body maintenance

Diversified level adjustment make your body to be care comfortably. Improve skin texture by promoting the regeneration of collagen and elasticity. Improve skin sagging caused by fat and skin aging. Help eliminate waste materials in the body and promote metabolism. Negative pressure massage function can promote fat cell volume reduction.

Vacuum negative pressure massage can fully absorb various skin tissues between the multi-polar thermal melting radio frequency, so that the radio frequency energy can reach the deep skin tissue more effectively. At the same time, the adsorption of negative pressure promotes blood circulation and metabolism. Let the muscle tissue be fully relaxed and relieve the fatigue of the skin and muscle tissue.



40K Fat Burn Head

Use for the body Shaping

It can dissolve fat, detoxify lymph, tighten skin, enhance skin elasticity, reach fat layer directly, have the function of directional RF output, accelerate the movement of fat cells to generate heat energy, and discharge the excess fat and toxin in the face out of the body through sweat glands, liver intestine circulation and lymph circulation, so as to dissolve fat.



Function of Different Head

1. Connect the hand piece to the corresponding jack and connect the power cord.
2. Press the power switch, the indicator light and LCD will be on.
3. Choose the function you need.
4. Touch the 40K button to display figure 2, adjust the required mode, working time, working intensity, press the “START” button, the 40K burn head starts to work, and other R.F head function selection methods are the same operation.
5. After using, press the “EXIT” button to return the interface shown in figure 1, and then turn off the power button.



P1

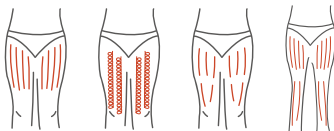


P2

Using Guidance

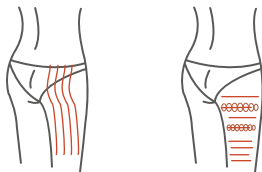
Thigh

- (1) From bottom to top, push to groin to dredge lymph;
- (2) Turning anticlockwise from bottom to top can help break down fat;
- (3) Decompose greasy by pushing back and forth;
- (4) Pull down from the knee to the groin to improve the curve.



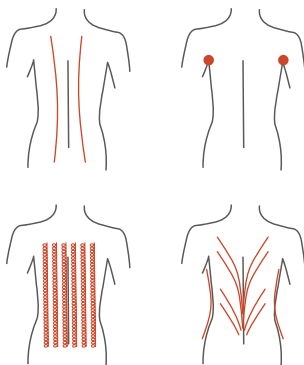
Hips

- (1) Pull to the waist in the direction of lymph;
- (2) Circle anticlockwise from bottom to top and move back and forth;
- (3) According to the muscle texture, it can slide and compact the buttock skin, making the buttock plump and firm, presenting the perfect curve.



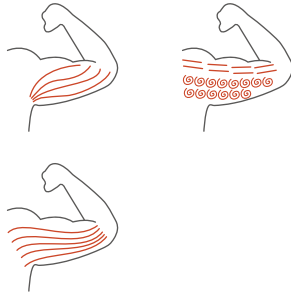
Back

- (1) Push back and forth 2–3 times;
- (2) Circle anticlockwise to stimulate the lymph nodes;
- (3) On the back, turn anticlockwise and move up and down to help break down fat;
- (4) Using lymphatic drainage technique to pull toxin to lymph nodes can help improve back curve.



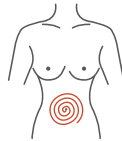
Arm

- (1) From the inner elbow to the armpit, do lymphatic drainage;
- (2) To stimulate lymph nodes in a circle;
- (3) Break down excess fat by turning it anticlockwise or pushing it back and forth;
- (4) Tighten skin from elbow to armpit.



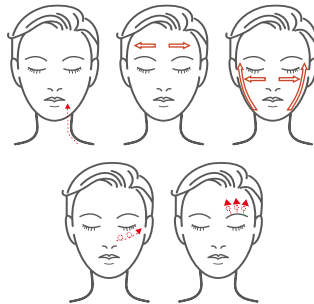
Abdomen

- (1) Around the navel from small to large, clockwise circle to help large intestine peristalsis;
- (2) From the small circle to the large circle, push it anticlockwise.



Face

- (1) Evenly apply the product on the face, use the face RF head, operate from the bottom to the top to lift the face, make the skin in a tense state, it is recommended to use for 5 minutes;
- (2) Apply the product evenly to the face, use the RF head on the face, operate in the direction of the arrow, it is recommended to use it for 5–8 minutes.



Warm Tips for You

1. Do not use on your original and dry skin surface, it will burn your skin. Make sure you apply cream or oils to your skin then you can use.
2. When using, there must be an aqueous medium (essential oil/creams, etc.), otherwise it will damage to the machine Do not use on the same part for too long, and avoid body parts with bones.
3. When using, there must be an aqueous medium (essential oil/creams, etc.), otherwise it will damage to the machine. Do not connect the power until probe is well installed.
4. The machine is not allowed to replace probe when in the charging state.
5. Please take off the metal jewelry when using the machine.
6. When the machine is used for 1 hour, please stop for 10 minutes to let the machine rest.

7. Make sure you turn off the power after using, and clean the probe keep good maintenance for next time use.
8. Please keep the probe clean every time, use a dry cloth to wipe it, do not use water to clean.
9. After using, clean you skin and apply hydrating mask or creams, oils after 10 minutes.
10. When using 80KHead, some people may experience tinnitus. This is normal because this sound wave exceeds the range of human sound waves.

Safety Attentions

- Don't use on the skin area with surgery wound, scars wound.
- Don't use on the dermatology parts, eczema, and other sensitive skin.
- People who have hearing aids, heart pacemakers and heart machine.
- People who are minors, pregnant are prohibited to use.
- People who have heart disease, hypertension, coronary heart disease, diabetes, skin cancer, thyroid, malignancy, current sensitive group are prohibited to use.
- People who have infections of the skin, skin burns, anti-clotting disorders, skin bleeding, or skin allergies are prohibited to use.
- People with metal or silicone inside the body cannot use.

Warranty & After Service

We Promise that all the machine are experiences a strict inspection by us to ensure the best quality. And if you are not satisfied with purchase or have trouble on use, we can either refund your money or resend a new product for you in 1 year, also for the issue of using trouble, we will use our professional skills to deal with your problem. Hope you can join us on this journey together.

If you have any question or other problems about our products, please feel free to contact us without hesitation. We always by your sides.

Made in China