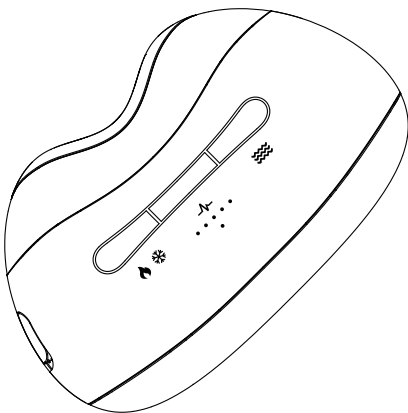


Cold and Hot Anti-Aging Device

Product User Manual



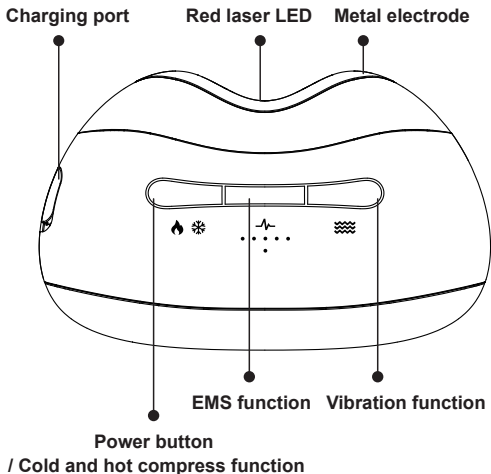
Thank you for choosing our product!

Before use, please read this manual carefully and keep it for future reference.

1. Product Overview

This product is a beauty and neck care device that combines cold and hot compress, EMS microcurrent stimulation, and vibration massage. It is designed to help relieve neck fatigue, promote blood circulation, lift and tighten neck skin, and restore a youthful glow.

2. Product Structure



3. Product Functions

Cold and Hot Compress Function	Cold Compress	Temperature: 16°C, lasts for 5 minutes, temperature range: 14°C~17°C. Effectively soothes and calms, tightens pores.
	Hot Compress	Temperature: 41°C, lasts for 5 minutes, temperature range: 39°C~42°C. Promotes blood circulation and relaxes muscles.
EMS Microcurrent Stimulation	Simulates human bioelectricity, stimulates muscle movement, promotes collagen production, and enhances skin elasticity.	
Vibration Massage	Horizontal and vertical bidirectional vibration to relax neck muscles and relieve fatigue.	
Ring Light	Displays different colors based on the working mode, creating a comfortable atmosphere.	
Red Laser LED	Promotes cell metabolism and improves skin condition.	

4. Product Usage Instructions



- **Power On / Off:**

- Press and hold the cold/hot button for 1.5 seconds to power on. The device defaults to cold compress mode.
- Press and hold the cold/hot button for 1.5 seconds to power off. All functions will be turned off.



- **Switching Between Cold and Hot Compress:**

- In the powered-on state, click the cold/hot button to switch between cold and hot compress modes.
- The button indicator light shows blue for cold compress, red for hot compress, and off when no cold/hot function is active.



- **EMS Function:**

- In the powered-on state, the indicator light is green. If off, the microcurrent function is inactive.
- Press and hold the EMS button for 1.5 seconds to activate the EMS function. The device defaults to the last used intensity level before shutdown.
- Click the EMS button to switch between 5 adjustable intensity levels.
- The EMS button light indicates the function is active, and the number of lit level indicators shows the current intensity level.



- **Vibration Function:**



- In the powered-on state, click the vibration button to turn the vibration function on or off.

- ● **Battery Status Indicator:**
 - Solid green: Sufficient battery (>40%).
 - Solid red: Medium battery (10%~40%).
 - Red blinking (1-second interval):
Low battery (<10%).
 - Red fast blinking (0.5-second interval): Low battery shutdown warning.
- ● **Charging Instructions**
 - When the charger is plugged in, the battery status indicator blinks to indicate charging has started.
 - Red blinking: Battery <40%.
 - Green blinking: Battery >40%.
 - Solid green: Charging complete.
 - If the charger is plugged in while the device is powered on, the device will automatically shut down and enter charging mode.

5. Product Specifications

Product Name	Cold and Hot Anti-Aging Device
Product Dimensions	105mm*81mm*40mm
Charging Voltage	DC5V=500mA
Rated Voltage	3.7V
Battery Capacity	2200Ah
Red Laser LED	660nm (±10nm)
LED Wavelength	Blue: 415nm (±10nm) Green: 530nm (±10nm) Red: 620nm (±10nm)

6. Precautions

 Danger	<ul style="list-style-type: none">• Do not use the product on wounds, inflamed areas, or sensitive skin.• Do not use the product while bathing or sleeping.• Do not immerse the product in water or rinse it directly with water.• Do not place the product in high-temperature, humid, or direct sunlight environments.• Do not disassemble or repair the product yourself.
 Warning	<ul style="list-style-type: none">• Pregnant women, individuals with heart conditions, or those with pacemakers should not use this product.• If you experience any discomfort during use, stop using the product immediately and consult a doctor.

7. Maintenance and Care

- After use, wipe the product surface with a clean, soft cloth.
- Do not use alcohol, gasoline, or other organic solvents to clean the product.
- Do not place the product in high-temperature, humid, or direct sunlight environments.

8. After-Sales Service

This product comes with a one-year warranty. If the product malfunctions due to quality issues within the warranty period, it will be repaired or replaced free of charge.